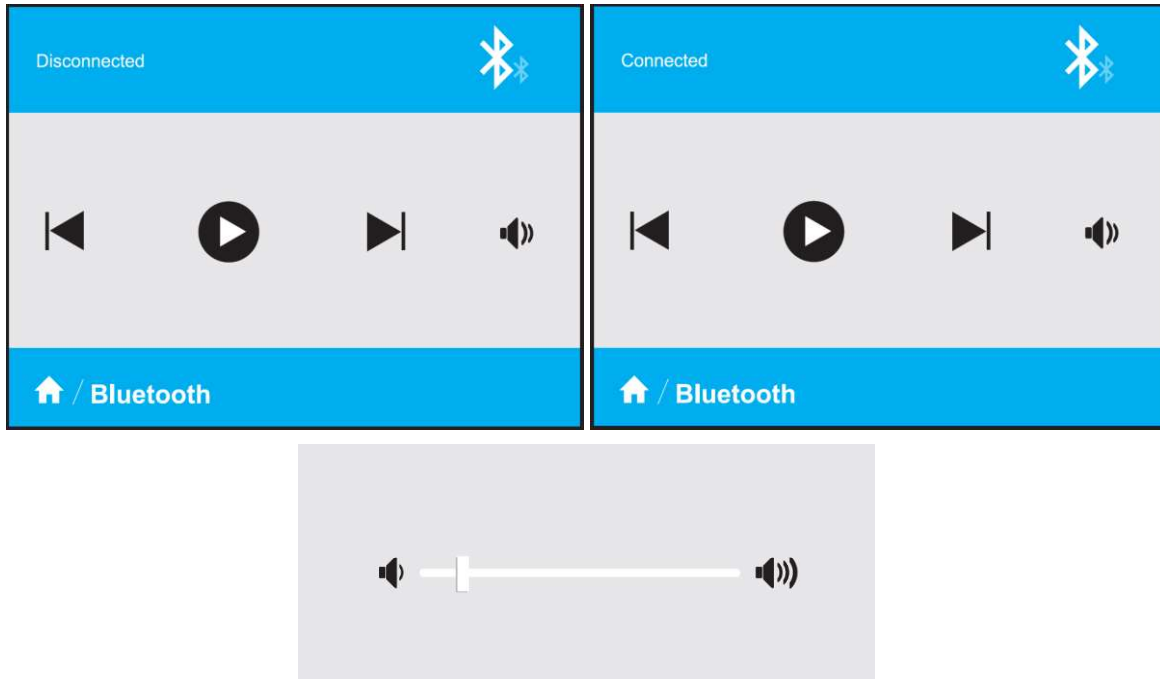








Bluetooth Mode



- Touch the **Bluetooth®** icon on the **Main Menu** to enter the **Bluetooth** screen.
- If your device is not already paired with the amplifier, open its Bluetooth settings and scan for nearby devices. Locate and select the **MP36375** entry. If prompted for a passcode, enter **1234**. If the amplifier is not found, ensure that no other devices are paired.
- Touch the  icon to start or resume playback and the  icon to pause playback.
- Touch the  icon to skip back to the previous track or touch the  icon to skip forward to the next track.
- Touch the  icon to change the center section of the screen to show the volume slider control. Drag the control to change the volume. After about 5 seconds of inactivity, the center section will change back to the playback controls.
- Touch the  icon in the lower left corner to exit the **Bluetooth®** screen.
- After about 30 seconds of inactivity, the display will turn off. Touch the screen to turn the display back on again.